

Name \_\_\_\_\_

Festival Number \_\_\_\_\_ Instrument \_\_\_\_\_

Teacher \_\_\_\_\_

### Level 1B

#### 1. Ear Training: Each example will be played twice.

A. Circle whether the sound you hear is forte or piano.

1. Piano                  Forte

2. Piano                  Forte

B. Circle whether the sound you hear is legato or staccato.

3. Legato                  Staccato

4. Legato                  Staccato

C. You will hear a three-note pitch pattern. Circle whether the notes move up, move down or repeat.

5. Up                  Down                  Repeat

6. Up                  Down                  Repeat

7. Up                  Down                  Repeat

D. You will hear a rhythm pattern. Circle the pattern you hear.

8.

Two musical examples in 4/4 time. The top example shows a quarter note, an eighth note pair, and a half note. The bottom example shows a quarter note, an eighth note pair, and a quarter note.

9.

Two musical examples in 3/4 time. The top example shows a quarter note, an eighth note pair, and a quarter note. The bottom example shows a quarter note, an eighth note pair, and a quarter note.

10.




Two musical examples in 2/4 time. The top example shows a quarter note and an eighth note pair. The bottom example shows a quarter note, an eighth note pair, and a quarter note.

Student Name: \_\_\_\_\_

Festival No. \_\_\_\_\_ Instrument: \_\_\_\_\_

Teacher Name: \_\_\_\_\_

2. Name these key signatures and write what letter name is sharp or flat. (2 pts per blank)



Fill in blank: Key of \_\_\_\_\_

Key of \_\_\_\_\_

Key of \_\_\_\_\_

Name of sharp or flat \_\_\_\_\_

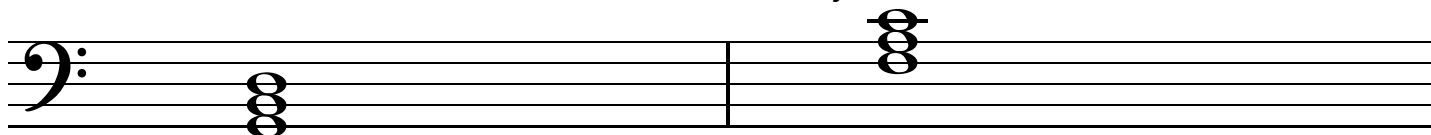
(no sharp or flat here!)

Name of sharp or flat \_\_\_\_\_

3. Name all your Festival Solos and their composers. (10 points)

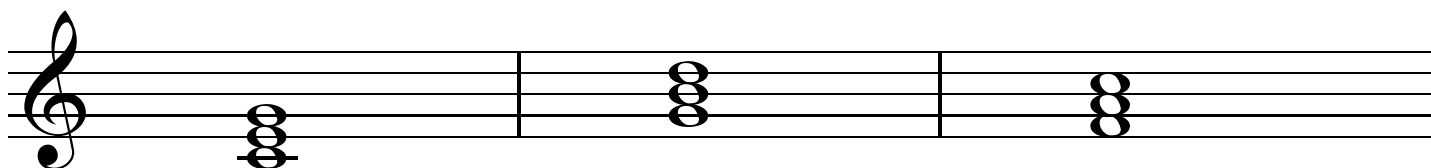
_____	Composer _____
_____	Composer _____
_____	Composer _____
_____	Composer _____

4. Circle the correct letter to name these major triads. (2 pts each)



F C G

F C G



F C G

F C G

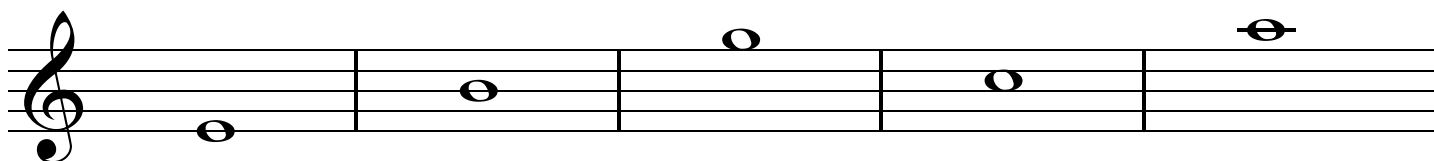
F C G

5. Name these notes.

(1 pt each)




\_\_\_\_\_



\_\_\_\_\_

6. Write the number name of these intervals.

(1 pt each)



\_\_\_\_\_

Circle whether the notes are a half step or whole step.

(1 point each)

C	B
half step	
whole step	

A	B
half step	
whole step	

A	G
half step	
whole step	

E	F
half step	
whole step	

D	C
half step	
whole step	



